

POLANIK
Poland, Życliwa 11
97-300 Piotrków Trybunalski

tel. +48 44 646 44 81
tel. +48 44 648 50 89
fax +48 44 646 43 58

e-mail: info@polanik.com
www.polanik.com



TECHNICAL SPECIFICATION INSTRUCTION MANUAL

Sand leveller NP-S0326



File: 2018-08-22
PRODUCT SUPPORT
Paweł Ciechanowski
p.ciechanowski@polanik.com



Thank you for choosing POLANIK product.

I. Use


Polanik sand leveller NP-S0326 is designed to level sand landing area of long jump (and triple jump) facility after athletes' jumps during training and athletics competitions.




II. Technical specification

Code	NP-S0326
Use	sand leveller for long and triple jump facilities
Beam	steel, galvanized profile
Guides	steel, powder painted
Wires	steel, galvanized
Handles	steel, aluminium alloy
Min. sand surface width [cm]	258
Max. sand surface width [cm]	296
Weight [kg]	35

Dimensions in [mm]



Minimal space between guides 258 cm



Maximal space between guides 296 cm

III. Assembly

It is done in the following way:



a) put the guides on the leveller beam,
one guide on each end,




so that the blocking screw of the guide is
pointed upwards as the gathering blades
of the beam are;



b) next connect the wires of the handles
with the beam using snap hooks, one
handle on each beam end;



c) put the leveller into the landing area
and



pull the guides aside, remember to leave some space between the landing area walls and the guides for easy pulling, and then use the knobs to block the guides.



After the guides have been adjusted and blocked, you can start using the leveller.

IV. Maintenance

After each use the leveller should be cleaned from sand and stored in a dry roofed room. Any damages of the zinc surface should be covered with anticorrosive paint.

Even the best technical solutions cannot substitute for common sense. The usage of the product must take place under the supervision of sports facility technical staff. The producer shall not be liable for any incidents caused by the improper assembly or its misuse. The producer reserves the right to introduce without warning changes in product constructions and colours.

V. Declaration

- 1) No. 2018-08-22
- 2) Issuer's name: POLANIK
Issuer's address: Życzliwa 11, 97-300 Piotrków Tryb.

3) Objects of declaration

Name	Code
Sand leveller	NP-S0326

- 4) Technical specification described above is in accordance with the factory's internal engineering standards.

Additional Information 5)

Declaration for:

Buyer/Distributor/User

Signed for and in behalf for:
POLANIK

2018-08-22 Piotrków Tryb.
(Date and place of issue)

Paweł Ciechanowski
Product Manager
6)
(Name, function)


.....
(Signature or equivalent authorized by the issuer)