

POLANIK  
Poland, Życzliwa 11  
97-300 Piotrków Trybunalski


tel. +48 44 646 44 81  
tel. +48 44 648 50 89  
fax +48 44 646 43 58

e-mail: [info@polanik.com](mailto:info@polanik.com)  
[www.polanik.com](http://www.polanik.com)



## User manual

### Indoor throwing circle with competition toe board SP0319




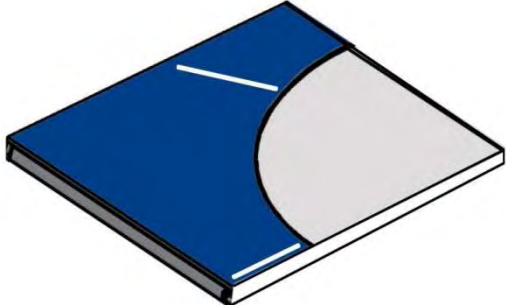
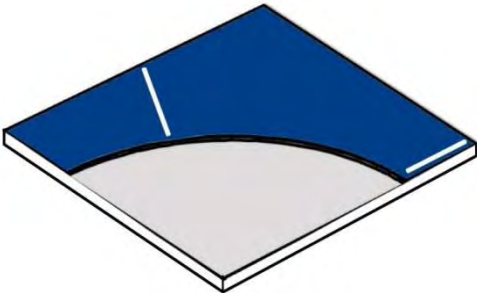


File: 2016-11-24  
**TECHNICAL SUPPORT**  
Paweł Ciechanowski  
[p.ciechanowski@polanik.com](mailto:p.ciechanowski@polanik.com)



**I. General description and use**

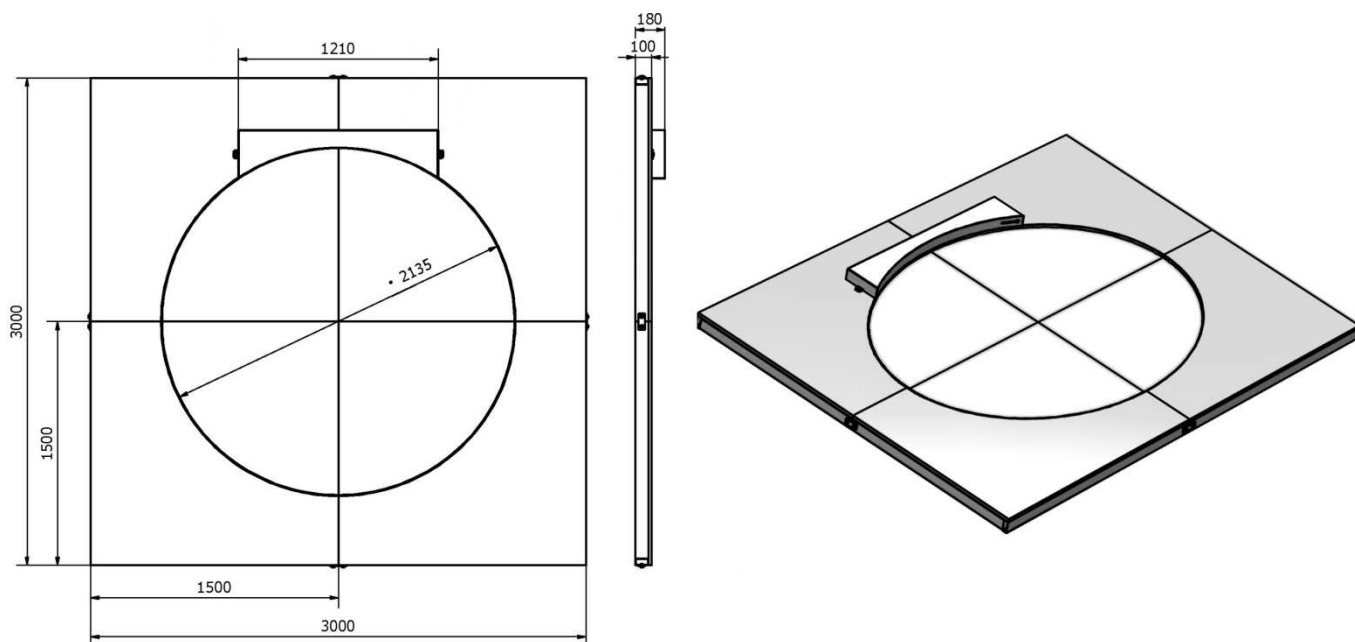
~~SP0319 is a throwing circle for shot put, equipped with a circle of 2135mm diameter and a certified competition toe board. The product is used for indoor shot put competitions and indoor training. It can be also used to conduct outdoor competitions provided that it is disassembled when shot put events end and stored indoors.~~

SP0319 includes the following elements:

Part/set description	Q-ty pcs	Part/set sketch
Competition toe bar S-269	1	
Element 1	1	
Element 2	1	
Element 3	1	
Element 4	1	

## II. Technical specification

<b>Code</b>	SP0319
<b>Type</b>	indoor, competition
<b>Construction</b>	4 quadrants screwed together with 4 screws, each element equipped with handles
<b>Supporting structure</b>	galvanized steel
<b>Top surface</b>	special antiskid plywood 20mm
<b>Circle</b>	diameter 2135 mm
<b>Board</b>	competition S-269, certificated, fastened with 2 screws
<b>Weight [kg]</b>	268



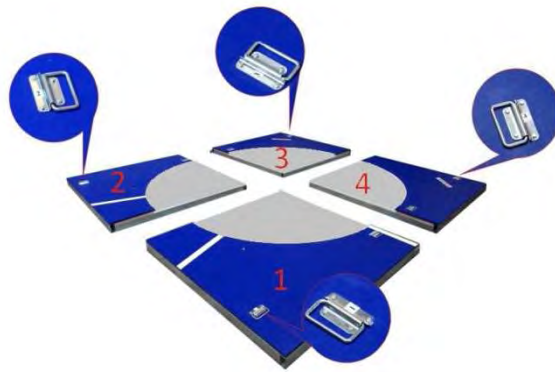
### III. Assembly

#### 1. Unpack the circle.


The circle is delivered on specially prepared pallet. Since the circle quadrants have got some jutting out elements, please make sure not to damage them while unloading.



2. Put the circle segments on the even ground according to the numbers on the handles.



3. Put together all the quadrants.




4. Push each segment towards the middle of the circle, so they fit tight.




5. Install all the screws with hand first, then use wrench to tight them.



6. Fasten the toe board to the circle with two screws.



7. Please lengthen the side white lines with the white adhesive tape, according to Rule 187 of the IAAF Competition Rules 2012-2013 the side lines should be min. 75 cm long measuring from the inside of the circle.



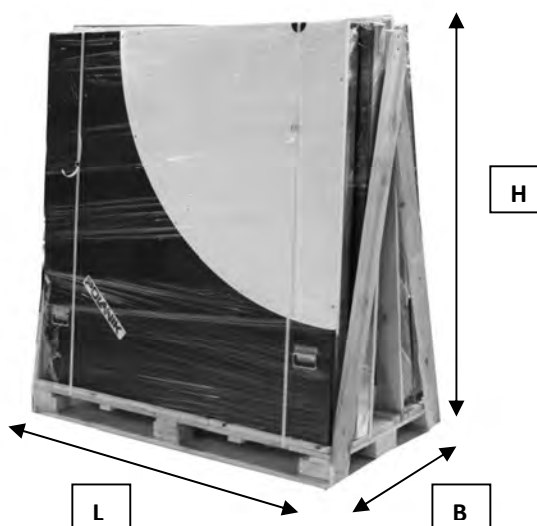
#### IV. Operation and maintenance

The throwing circle is for indoor use. It can be also used to conduct outdoor competitions provided that it is disassembled when shot put events end and stored indoors. The product should to be stored in a roofed and dry place.

#### V. Packing and transport


The set is wrapped with foil and put vertically on one pallet.

The overall dimensions are:	
<b>L</b> length [mm]	1540
<b>B</b> width [mm]	800
<b>H</b> height [mm]	1620
Gross weight [kg]	318





## VI. Product images



**SP0319 © 2016 Polanik**

The producer reserves the right to introduce without warning changes in product constructions and colours.

## VII. Certificates

International Association of Athletics Federations



# Product Certificate

*The IAAF is pleased to certify hereby  
that the following product:*

**Product's Trade Name:**

Fixed equipment, Stop board, Shot Put

**Description, Colour / Absolute Thickness:**

Steel-wooden, White

**Company Name, Country:**

Polanik Sp. z o. o. - Sp. K., POL

**Catalogue Number:**

S-269

**IAAF Certification Number:**

E-06-0451

meets the dimensional requirements for use in all international athletics competitions.

It is for the purchaser to determine the item's fitness for the purpose based on his knowledge of the local conditions and use.

**Valid from:**

1 September 2014

**Until the last day of:**

September 2018

This certificate is issued in accordance with the terms and conditions of the IAAF Certification System of track and field facilities, implements and competition equipment.



**ESSAR GABRIEL**  
IAAF General Secretary



**JORGE SALCEDO**  
IAAF Technical Committee Chairman





International Association of Athletics Federations



## Product Certificate

*The IAAF is pleased to certify hereby  
that the following product:*

**Product's Trade Name:**

Fixed equipment, Throwing circle, Shot Put, Indoor

**Description, Colour / Absolute Thickness:**

Galvanised steel support, painted plywood surface; White/blue

**Company Name, Country:**

Polanik Sp. z o. o., POL

**Catalogue Number:**

SP0319

**IAAF Certification Number:**

E-13-0729

meets the dimensional requirements for use in all international athletics competitions.

It is for the purchaser to determine the item's fitness for the purpose based on his knowledge of the local conditions and use.

**Valid from:**

1 May 2013

**Until the last day of:**

May 2017

This certificate is issued in accordance with the terms and conditions of the IAAF Certification System of track and field facilities, implements and competition equipment.



**ESSAR GABRIEL**  
IAAF General Secretary



**JORGE SALCEDO**  
IAAF Technical Committee Chairman

