

POLANIK
Poland, Życzliwa 11
97-300 Piotrków Trybunalski

tel. +48 44 646 44 81
tel. +48 44 648 50 89
fax +48 44 646 43 58

e-mail: info@polanik.com
www.polanik.com



TECHNICAL SPECIFICATION **ASSEMBLY MANUAL**

Pole vault training stands

STT60-S295

STT45-S293

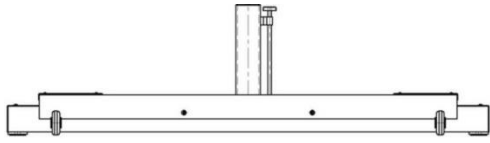
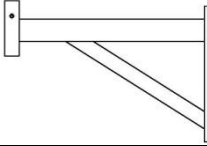
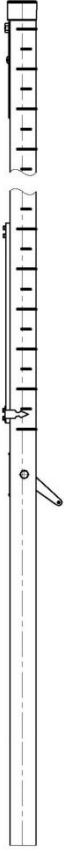


File: 2016-05-18

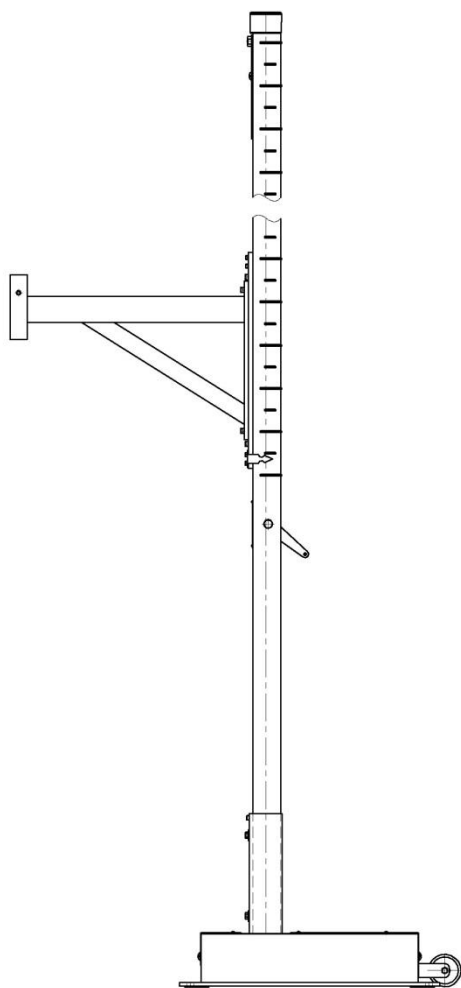
PRODUCT SUPPORT
Paweł Ciechanowski
p.ciechanowski@polanik.com

I. General use and description

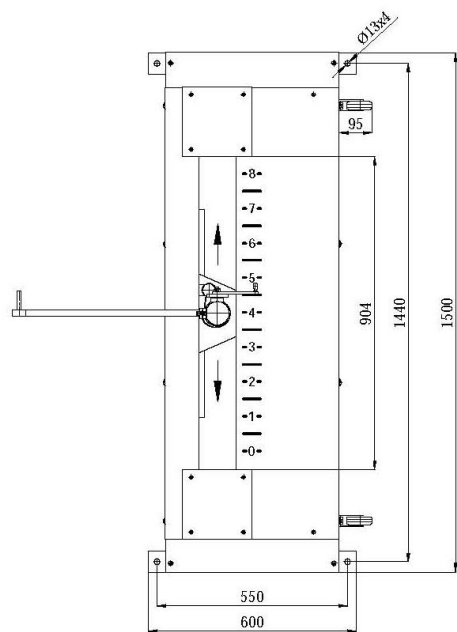
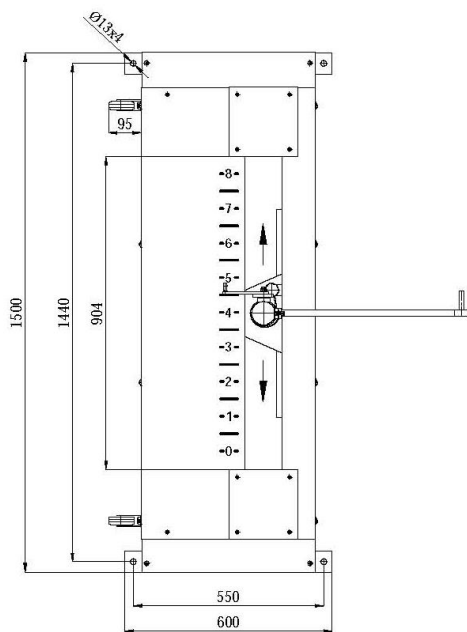
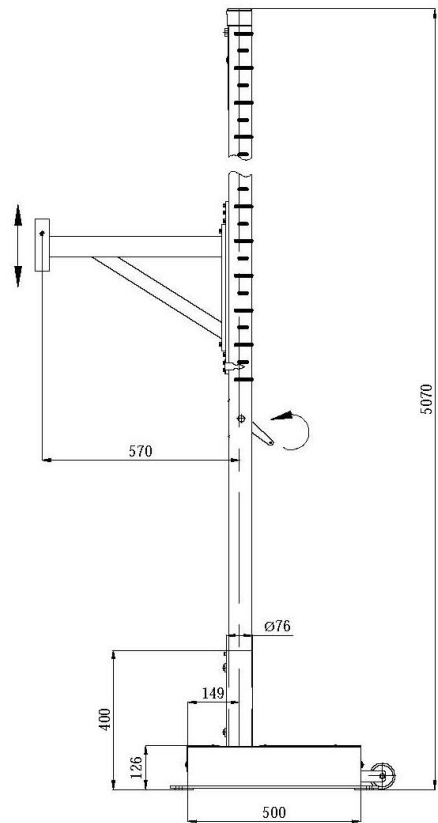
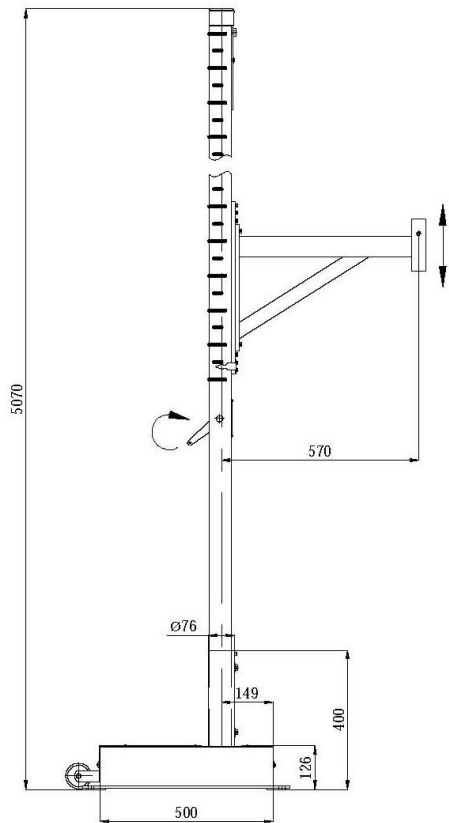
STT60-S295 and STT45-S293 are complete pole vault training stands sets. Both sets include the following elements:

Part/set description	Q-ty Pcs.	Part/set sketch
<p>Base (s-0293-021-01-00-00 right; s-0293-022-01-00-00 left)</p>	2	
<p>Crossbar support (S-0293-021-07-00-00 right; S-0293-022-07-00-00 left)</p>	2	
<p>Post (S-0293-021-05-01-00 right; S-0293-022-05-01-00 left)</p>	2	

II. Technical specification

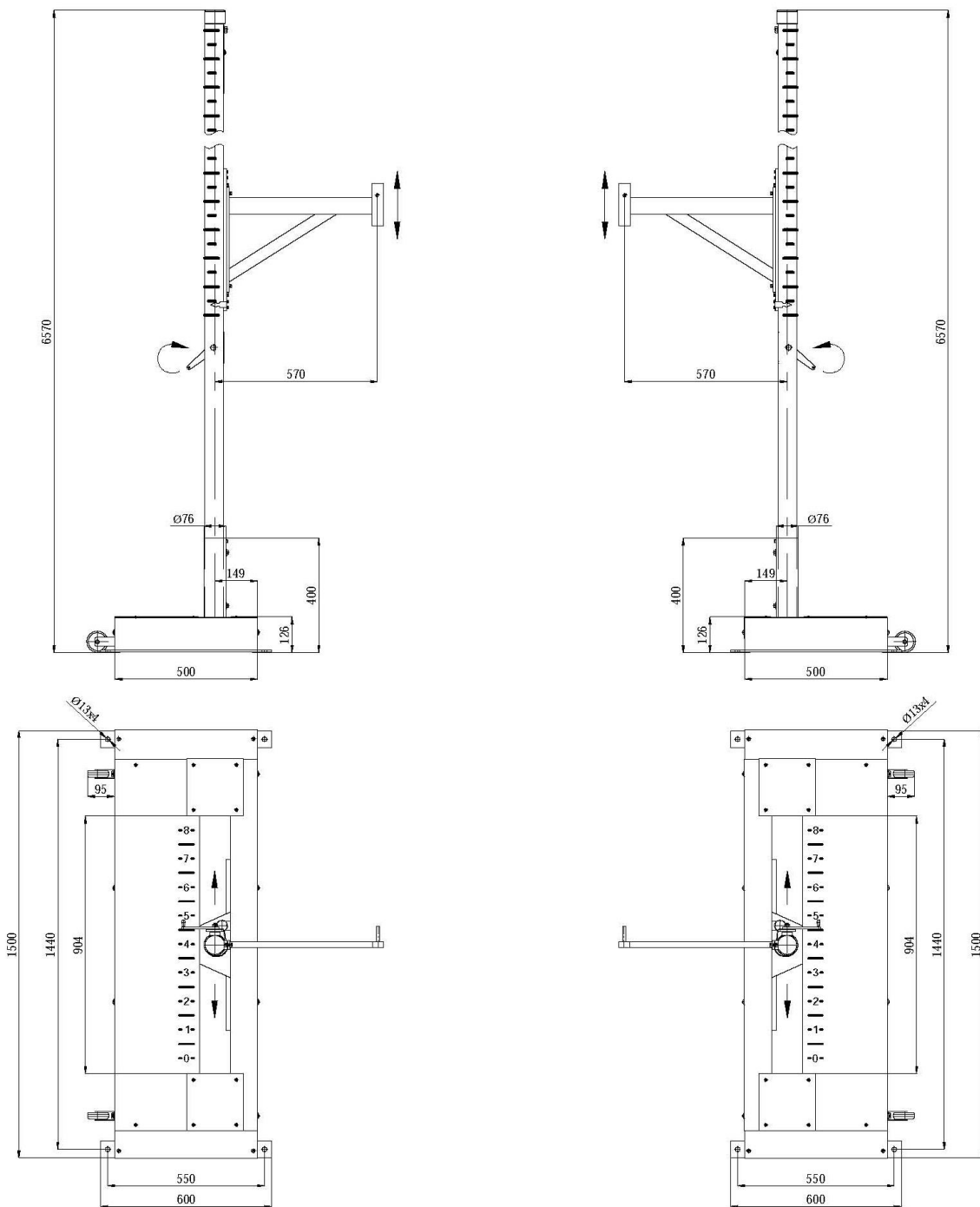


	STT60-S295	STT45-S293
Stand type	training	training
Crossbar support	aluminium, powder painted	aluminium, powder painted
Post	special aluminium anodized profile, detachable	special aluminium anodized profile, detachable
Base	galvanized steel, powder painted steel sheets, equipped with wheels, with 4 anchoring holes	galvanized steel, powder painted steel sheets, equipped with wheels, with 4 anchoring holes
Crossbar support lifting mechanism	hand crank with brake, smooth operation	hand crank with brake, smooth operation
Post shifting mechanism	manual with hand wheel brake, smooth operation system based on special guide rolls	manual with hand wheel brake, smooth operation system based on special guide rolls
Height range [cm]	160 – 600	160 – 450
Post horizontal shift range [cm]	0-80	0-80
Set net weight [kg]	148	140



[mm]




STT45-S293






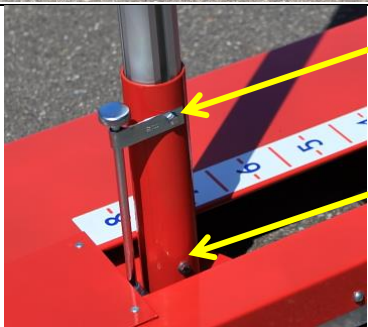
[mm]

STT60-S295

III. Assembly

Step	Description	Image
1	Unpack the product: remove a foil from a pallet and using two 19 wrenches unscrew nuts on each pallet's corner, remove a foil from posts.	 
2	Read all marks carefully.	

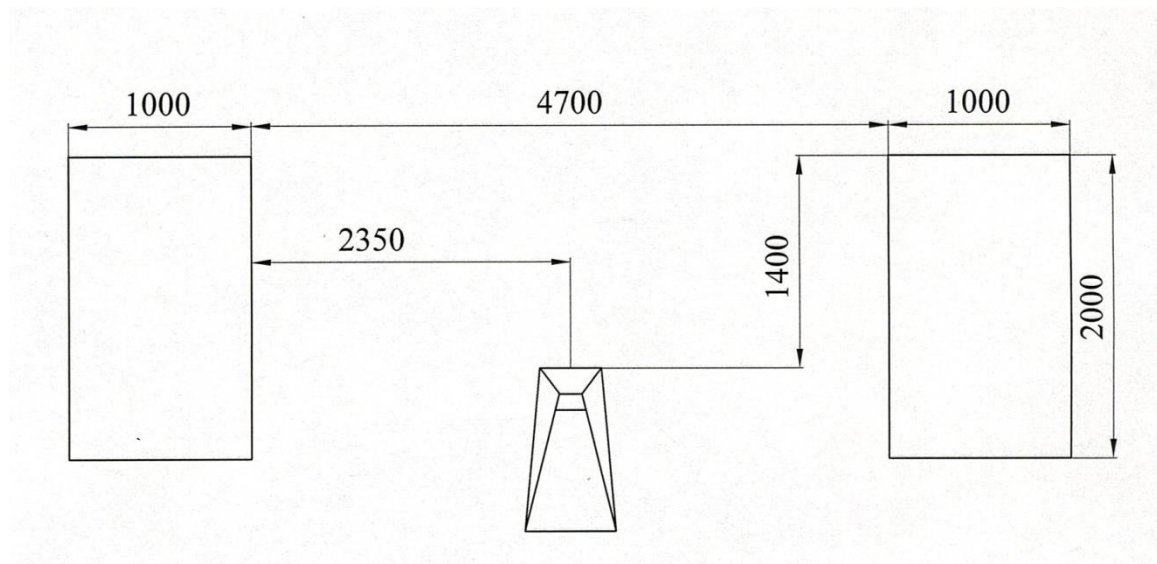
Step	Description	Image
		
3	Ease the screws using a metric wrench no. 13.	

Step	Description	Image
4	Put in the post.	
5	Tighten the screws using a wrench no. 13.	

Step	Description	Image
6	Fasten the crossbar support using a hex key no. 6.	
7	Change the crank lever's position from "transport position" to "work position": unscrew a fastening nut, rearrange the crank lever, home the nut using a metric wrench no. 17.	

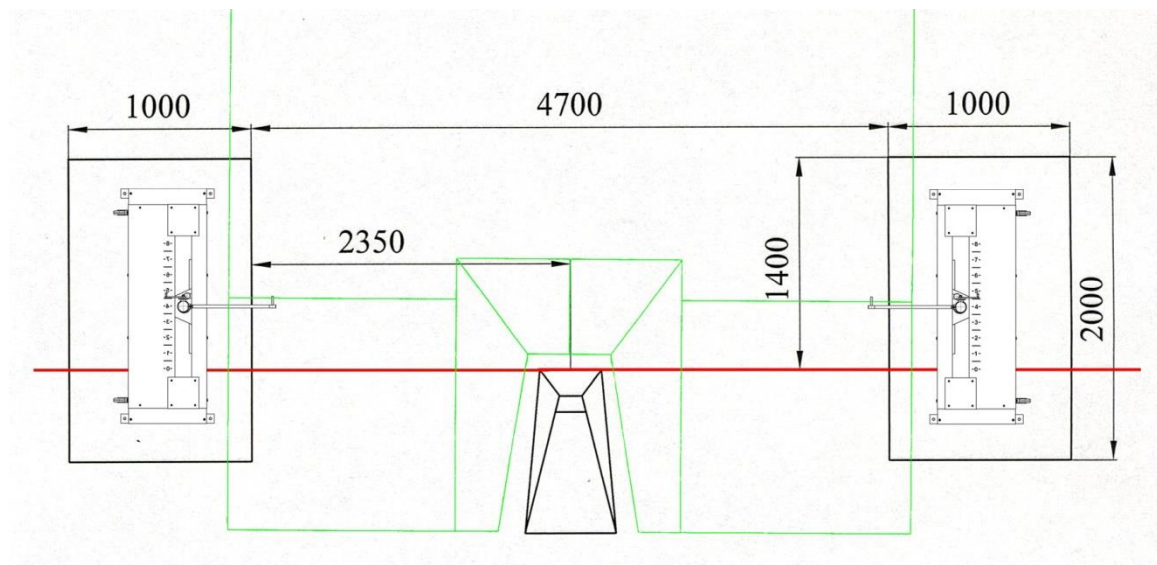
Step	Description	Image
		
8	Transport assembled stands to the place of exploitation.	
9	Fasten the stand to the ground using anchor bolts diameter 13mm.	

Recommended concrete foundations are shown below:



[mm]

The stand bases situated in the foundations:



[mm]

IV. Operating and maintenance

During idle periods the stands should be stored in a dry roofed place.

To block/unlock the crank lever change its position by following proper marks.



To avoid bases' shifts during exploitation block them using the base brake.



V. Packing and transport

The set is delivered in parts. Boxes' dimensions:

- 1/3 6,65 x 0,35 x 0,35 [m]- post packed in foil
- 2/3 6,65 x 0,35 x 0,35 [m]- post packed in foil
- 3/3 1,70 x 0,85 x 0,65 [m]- bases and crossbar supports on a pallet

Gross weight - 160 kg.

VI. Declarations

1) No. 2014-07-17

2) Issuer's name: POLANIK

Issuer's address: Życzliwa 11, 97-300 Piotrkow Tryb.

3) Items of declaration

No.	Name	Code
1	Training pole vault stand	STT60-S295

4) The object of declaration described above is in conformity with the requirements of the following documents:

Document no.	Title	Edition/Date of issue
Rule 183 point 9, 10	Competition Rules 2014-2015	International Association of Athletics Federations IAAF 17, rue Princesse Florestine BP 359 – MC 98007 Monaco Cedex Tel. +3377 93 10 88 88 Faks +377 93 15 95 15 www.iaaf.org

Additional Information

5) Declaration for:

BUYER and USER

Signed for and in behalf of:
POLANIK

2014-07-17 Piotrkow Tryb.

(Date and place of issue)

Pawel Ciechanowski
Product Manager

6)
(Name, function)


.....
(Signature or equivalent authorized by the issuer)

1) No. 2014-07-17

2) Issuer's name: POLANIK

Issuer's address: Życzliwa 11, 97-300 Piotrkow Tryb.

3) Items of declaration

No.	Name	Code
1	Training pole vault stand	STT45-S293

4) The object of declaration described above is in conformity with the requirements of the following documents:

Document no.	Title	Edition/Date of issue
Rule 183 point 9, 10	Competition Rules 2014-2015	International Association of Athletics Federations IAAF 17, rue Princesse Florestine BP 359 – MC 98007 Monaco Cedex Tel. +3377 93 10 88 88 Faks +377 93 15 95 15 www.iaaf.org

Additional Information

5) Declaration for:

BUYER and USER

Signed for and in behalf of:
POLANIK

2014-07-17 Piotrkow Tryb.

(Date and place of issue)

Pawel Ciechanowski
Product Manager

6)
(Name, function)


.....
(Signature or equivalent authorized by the issuer)

VII. Images



STT45-S293 © 2016 Polanik



STT60-S295 © 2016 Polanik

The producer reserves the right to introduce without warning changes in product constructions and colours.