

POLANIK  
Poland, Życzliwa 11  
97-300 Piotrków Trybunalski

tel. +48 44 646 44 81  
tel. +48 44 648 50 89  
fax +48 44 646 43 58

e-mail: [info@polanik.com](mailto:info@polanik.com)  
[www.polanik.com](http://www.polanik.com)



## User manual

### Safety net to secure throwing sector

**SZS14-100**



File: 2016-06-30  
PRODUCT SUPPORT  
Paweł Ciechanowski  
[p.ciechanowski@polanik.com](mailto:p.ciechanowski@polanik.com)



#### Safe assembly and use

- Before you start to assemble and use the product please read this manual carefully. Polanik shall not be liable for any damages which are the result of the failure to follow this manual.
- Unauthorized copying of this manual, in whole or in part, is prohibited.
- The contents of this manual are subject to change without notice.
- **Warning!** The sports equipment produced by Polanik is designed for athletics training and use at sports competitions only. Please pay special attention when using the product, misuse of athletics equipment can cause serious injury or in extreme cases even death. That is why training and use during sports events have to be always supervised by authorized sports personnel. In no event shall Polanik be liable for any special, incidental, indirect or consequential damages in connection with the purchase or use of POLANIK products or costs over the original cost of the product.

Chapter	Page
I. General use and description	3
II. Technical specification	4
III. Parts list	5
IV. Setting up	6
V. Operating and maintenance	7
VI. Packing and transport	7
VII. Product images	7
VIII. Declaration	8

### I. General use and description

The net is designed to be used at the athletics training and competitions of throwing events. It is set up on grass ground of throwing sector at its boundaries. It is to stop rolling or skidding implements.



### II. Technical specification






Code	SZS14-100
Type	safety net to secure throwing sector
Material	PPHT
Set up net height min. [m]	0,5
Length [m]	100
Mesh size [mm]	45 x 45
Rope dia. [mm]	3
Resistance [kN]	1,2
Melting point [ ° C]	174
Colour	red
Net fastening	10 mm diameter steel galvanized net poles and 6 mm diameter ground pegs
Set net weight [kg]	55



### III. Parts list




Item	Part 's name	Q-ty [pcs]	Sketch/image
1	Net	1	
2	Net pole	51	
3	Ground peg	150	

#### IV. Setting up



The net (item 1) should be placed at the sector boundary with the net poles (item 2) and the ground pegs (item 3) according to the scheme below.



Fix the top perimeter rope and the bottom perimeter rope in the pigtail hooks of the net poles (item 2). Then fasten the bottom perimeter rope with the ground pegs (item 3).



## V. Operation and maintenance



After each use the net poles and ground pegs should be cleaned and dried. During the idle periods the product should be stored in a dry roofed place. If the net gets wet, it should be left to dry before storing.

#### **VI. Packing and transport**

The set is wrapped with foil and put on a pallet. Gross weight 59,4 kg.

#### **VII. Product's image**



**SZS14-100 © 2014 Polanik**

The producer reserves the right to introduce without warning changes in product constructions and colours.

#### **VIII Declaration**

- 1) No. 2016-06-30  
2) Issuer's name: POLANIK  
Issuer's address: Życzliwa 11, 97-300 Piotrkow Tryb.  
3) Object of declaration:

No.	Description of goods	Code
1	Safety net to secure throwing sector	<b>SZS14-100</b>

- 4) The object of declaration described above is in conformity with the requirements of the following documents:

Articles	Document title	Issuer
Chapter 2.4.1.5	IAAF Track and Field Facilities Manual 2008 Edition	International Association of Athletics Federations 17, rue Princesse Florestine BP 359 – MC 98007 Monaco Cedex Tel. +3377 93 10 88 88 Fax +377 93 15 95 15 <a href="http://www.iaaf.org">www.iaaf.org</a>


- 5) Declaration for: Additional Information  
Buyer/Distributor/User

Signed for and in behalf of:

POLANIK  
2016-06-30 Piotrków Tryb.  
(Date and place of issue)

- 6) Pawel Ciechanowski  
Product Manager

.....  
(Name, function)



.....  
(Signature or equivalent authorized by the issuer)