

TECHNICAL SPECIFICATION INSTRUCTION MANUAL

Competition steel-aluminium collapsible hurdle

PP-171
PP-171/6a
PP-171/6b
PP-171/6c




File: 2015-09-17

PRODUCT SUPPORT
Paweł Ciechanowski
p.ciechanowski@polanik.com

I. General description and use

PP-171 (PP-171/6a 6b 6c) is a resistant to weather, inexpensive in transport and high quality competition hurdle, which is designed for national and international competitions. Main features:

- very durable construction – anodized telescope tubes and feet, galvanized frame and highly durable plastic top board made of ribbed profile
- collapsible construction economical in transport
- spring-loaded button systems of height adjustment and counterweight selection
- special cut-outs for mounting top boards
- it meets the international quality standards
- IAAF certificates (PP-171 and PP-171/6a only)

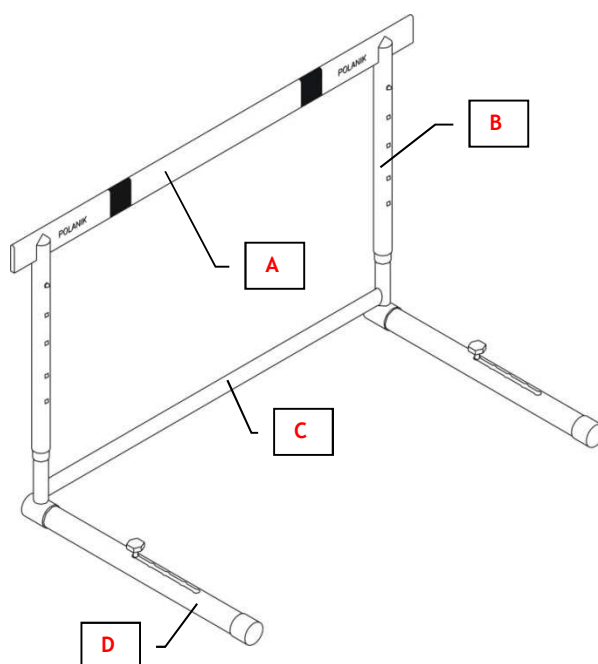


PP-171 © 2015 Polanik Sp. z o. o. The producer reserves the right to introduce without warning changes in product constructions and colours.

II. Technical specification

Code	PP-171	PP-171/6a	PP-171/6b	PP-171/6c
Hurdle type	competition collapsible certified	competition collapsible certified	competition collapsible	competition collapsible
(A) Top board	plastic, with inside ribbing	plastic, with inside ribbing	plastic, with inside ribbing	plastic, with inside ribbing
(B) Telescope tube	aluminium anodized*, spring-loaded button system of height adjustment	aluminium anodized*, spring-loaded button system of height adjustment	aluminium anodized*, spring-loaded button system of height adjustment	aluminium anodized*, spring-loaded button system of height adjustment
(C) Frame	steel galvanized	steel galvanized	steel galvanized	steel galvanized
(D) Feet	aluminium anodized*, spring-loaded button system of counterweight selection, counterweights installed on stainless steel balls	aluminium anodized*, spring-loaded button system of counterweight selection, counterweights installed on stainless steel balls	aluminium anodized*, spring-loaded button system of counterweight selection, counterweights installed on stainless steel balls	aluminium anodized*, spring-loaded button system of counterweight selection, counterweights installed on stainless steel balls
Heights [mm]	-	-	680	680
	-	686	-	-
	762	762	762	762
	840	840	840	840
	-	-	-	891
	914	914	914	-
	990	990	-	-
	-	-	1000	1000
Weight [kg]	13	13	13	13

*There may be differences in hue between the telescope tubes and the hurdle feet.



III. Packing and transport

The hurdles are put on pallets in parts (frames, feet and foot screws separately) and wrapped with foil. The packed pallet (to be foiled) is presented below:



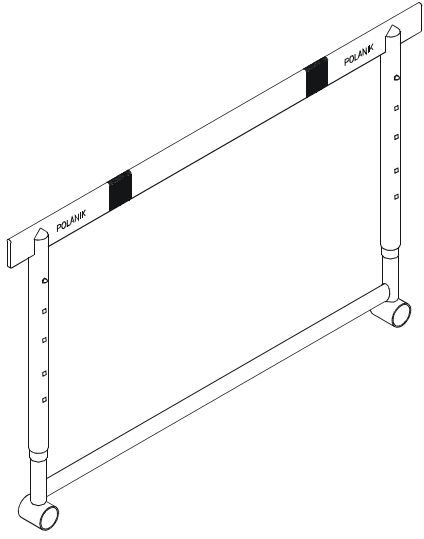
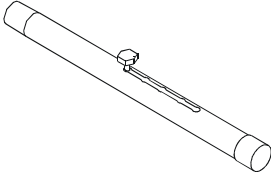


Package type		foiled pallet
Dim. [cm]	contents	25 pcs
	length	120
	width	80
	height	100
Volume m ³		0,96
Gross weight [kg]		350

frames with telescope tubes and top boards mounted

box with hurdle feet

box with foot screws

IV. Parts list (part sets)

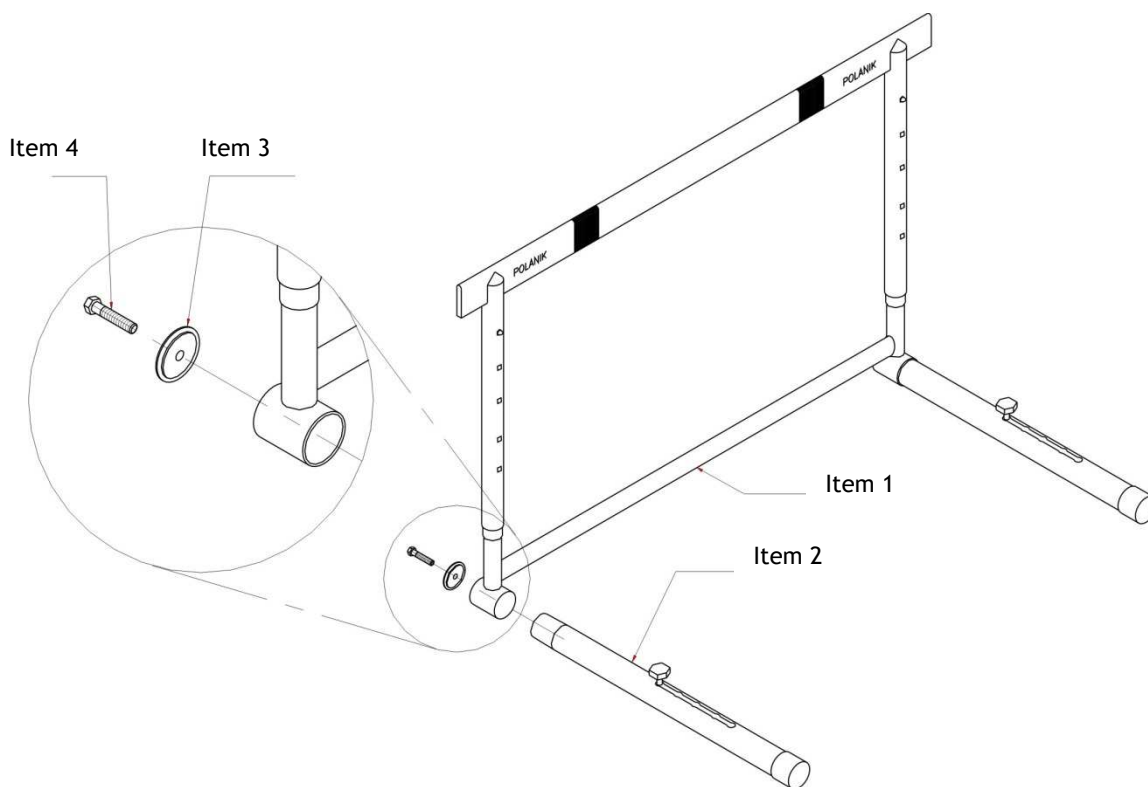
Item	Part/set description	Q-ty pcs	Sketch
1	Hurdle frame	1	
2	Hurdle foot	2	
3	Washer	2	
4	Foot screw	2	

V. Assembly

A wrench 17 is needed to perform the assembly. Although one person can prepare the hurdle for use, a convenient and fast assembly process requires two persons.

To assemble the hurdle please do the following:

- a) slide carefully one hurdle foot (item 2) into one frame socket (item 1),
- b) make sure the foot (item 2) is properly placed in the socket, if it is not straight, please correct its position,
- c) screw the foot (item 2) to the hurdle frame (item 1) by means of the foot screw (item 4) and the washer (item 3),
- d) install the other foot in the same way.




The main goal of the hurdle collapsible construction is to assure easy and cheap transport. Note that once you screw the feet down, the hurdle is practically non-dismountable. Therefore we do not recommend unscrewing the hurdle feet during idle periods. Removing the feet without proper tools can cause serious hurdle damages which Polanik shall not be liable for.


VI. Operation and maintenance

The height adjustment is done as follows:


- while holding the telescope tubes press the spring-loaded buttons simultaneously,
- slide the telescopes down or up to adjust the height until the buttons click,



- next the hurdle toppling force should be adjusted accordingly, so press and hold the knob in the hurdle foot,



- then slide the counterweight to the corresponding height according to the label, then release the knob, do the same with the other hurdle foot.



During idle periods the hurdles must be stored in a roofed dry place. For optimal performance they should be stored and transported on Polanik hurdle carts: HC-23 and HC-34.

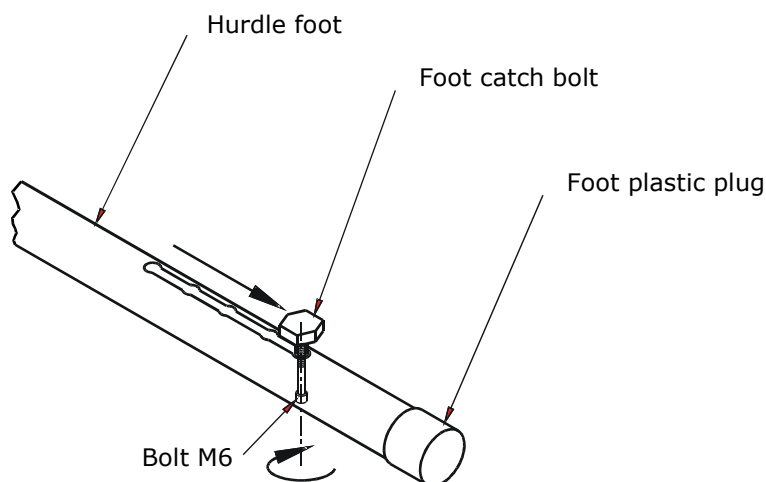
After every athletics season the hurdles must be cleaned from sand (mud, dust and etc). Special attention is required for the counterweight sliding mechanisms, which should be dismounted, cleaned and greased.

Before you begin the maintenance work, you should gather the following items:

- hurdle foot plastic plug for PP-171 (2 pcs for each hurdle) code: S-0008-001-00-00-05,
- grease (approx. 50g for each foot),
- wrench 19,
- hex key 5.

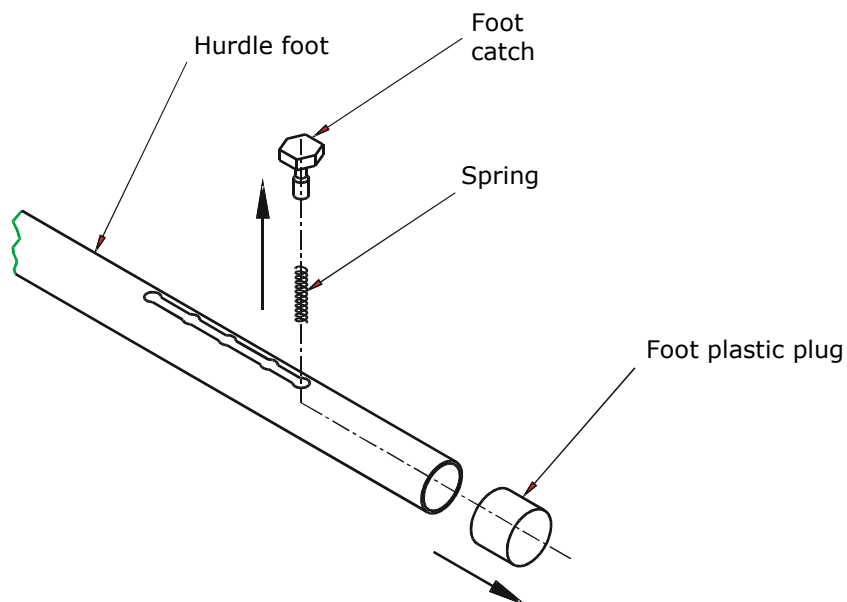
The counterweight disassembly is done as follows:

- a) push down the foot catch and slide it toward the plastic plug,
- b) put hex key into the bolt M6 through the technological hole under the foot,
- c) hold the foot catch bolt with wrench 19 and unscrew the bolt M6 with the hex key,

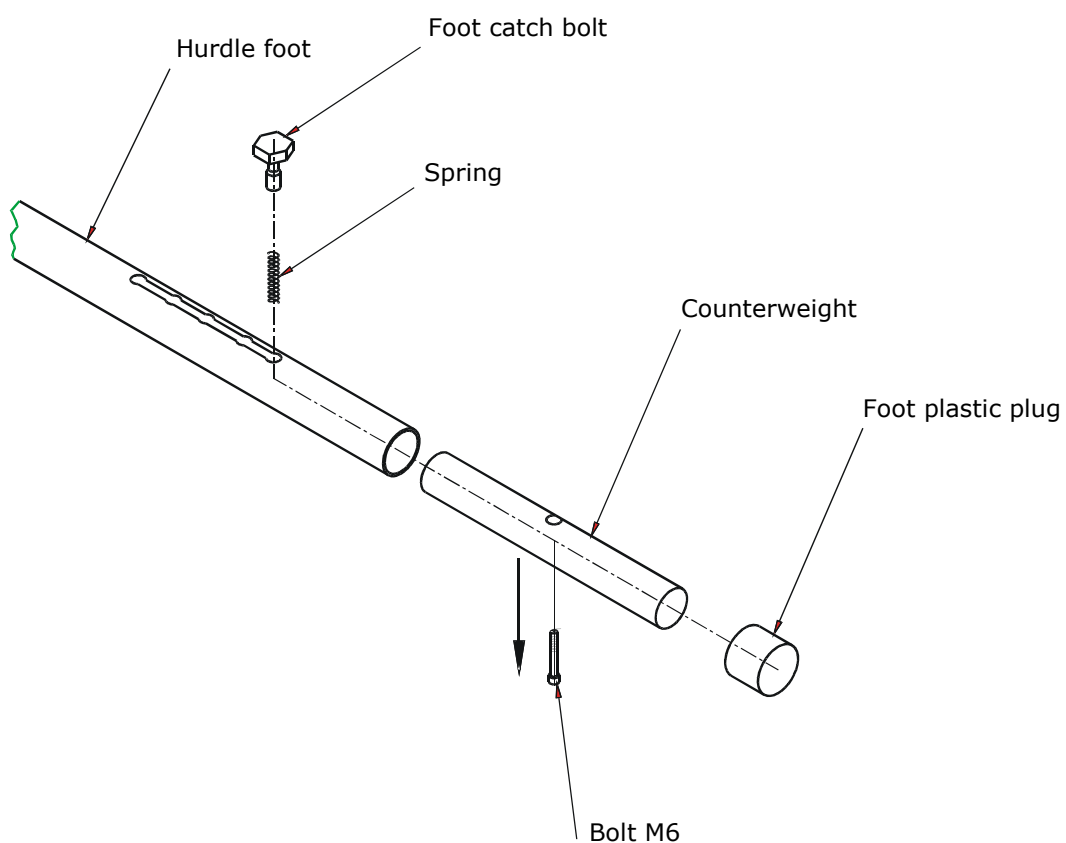


- d) remove the foot catch bolt and the spring from the counterweight,


e) remove the foot plastic plug from the foot tube (it often happens that the plug is damaged while removing, that is why the spare plugs should be purchased before the disassembly)



f) **slide out the counterweight carefully – pay attention to the stainless steel bearing balls installed in the bottom of the counterweight – they may fall out**, and remove the bolt M6,



g) take out the balls from their sockets,



- h) the counterweight, the ball sockets and the inside of the foot tube should be cleaned from dirt and old grease,
- i) grease the inside of the ball sockets and install the balls,
- j) slide in the counterweight carefully,
- j) the assembly process is done in the reverse sequence.

VII. IAAF Certificates

International Association of Athletics Federations



Product Certificate

The IAAF is pleased to certify hereby that the following product:

Product's Trade Name:
Hurdle, Competition

Description, Colour / Absolute Thickness:
Steel, aluminium, Red/silver

Company Name, Country:
Polanik Sp. z o. o. - Sp. K., POL

Catalogue Number:
PP-171

IAAF Certification Number:
E-99-0157

meets the dimensional requirements for use in all international athletics competitions.

It is for the purchaser to determine the item's fitness for the purpose based on his knowledge of the local conditions and use.

Valid from:
1 October 2015

Until the last day of:
October 2019

This certificate is issued in accordance with the terms and conditions of the IAAF Certification System of track and field facilities, implements and competition equipment.


SEBASTIAN COE
IAAF President


JORGE SALCEDO
IAAF Technical Committee Chairman



International Association of Athletics Federations



Product Certificate

*The IAAF is pleased to certify hereby
that the following product:*

Product's Trade Name:

Hurdle, Competition

Description, Colour / Absolute Thickness:

Steel-aluminium, Red/metallic

Company Name, Country:

Polanik Sp. z o. o., POL

Catalogue Number:

PP-171/6a

IAAF Certification Number:

E-08-0545

meets the dimensional requirements for use in all international athletics competitions.

It is for the purchaser to determine the item's fitness for the purpose based on his knowledge of the local conditions and use.

Valid from:

1 December 2012

Until the last day of:

December 2016

This certificate is issued in accordance with the terms and conditions of the IAAF Certification System of track and field facilities, implements and competition equipment.



ESSAR GABRIEL
IAAF General Secretary



JORGE SALCEDO
IAAF Technical Committee Chairman



VIII. Declaration

1) No. 2012-03-26

2) Issuer's name: POLANIK Sp. z o. o.

Issuer's address: Życzliwa 11, 97-300 Piotrkow Tryb.

3) Object of declaration:

No.	Description of goods	Code
1	Competition collapsible hurdle	PP-171/6b
2	Competition collapsible hurdle	PP-171/6c

4) The object of declaration described above is in conformity with the requirements of the following documents:

Articles	Document title	Issuer
Rule 168 points 2, 4 and 5	IAAF Competition Rules 2012-2013	International Association of Athletics Federations 17, rue Princesse Florestine BP 359 – MC 98007 Monaco Cedex Tel. +3377 93 10 88 88 Fax +377 93 15 95 15 www.iaaf.org

Additional Information

5) Declaration for:

Buyer/Distributor/User

Signed for and in behalf of:

POLANIK Sp. z o.o.

2012-03-26 Piotrków Tryb.
(Date and place of issue)

6) Paweł Ciechanowski
Product Manager

.....
(Name, function)


.....
(Signature of equivalent authorized by the issuer)